



SUBMISSION GUIDE

NanaWall

Table of Contents

About NanaAwards	3
Applicant Eligibility	4
How the Contest Works	5
Participant Benefits	6
Entry Form	7
Photo Guidelines	9
Sample Winner Photos - Residential	10
Sample Winner Photos - Commercial	11
Crafting Your Story	12
Sample Project Story - Residential	13
Sample Project Story - Commercial	14
Submit Your Project	15

About **NanaAwards**

NanaAwards Project & Design Competition is our annual celebration of standout residential and commercial projects from the vibrant NanaWall community—including homeowners, architects, interior designers, builders, contractors, and business owners.

Inside this guide, you'll find everything you need to craft a compelling submission—one that captures the attention of our NanaWall judges during shortlist selection and resonates with the architectural, design, and building community during the public voting phase.

“As we celebrate the 11th year of NanaAwards, I continue to be inspired by the creativity and innovation our customers bring to life through their projects. It's an honor to recognize the ways they use NanaWall systems to push boundaries, reimagine space, and design with purpose. These projects are more than contest entries—they're a reflection of bold ideas and exceptional vision.”


— Ebrahim Nana, President of NanaWall Systems

[NanaAwards 2025 Website >](#)

Applicant **Eligibility**

Homeowners, architects, designers, builders, contractors, and business owners—all are welcome to submit NanaWall residential and commercial projects for consideration.

You are encouraged to submit multiple projects; however, each project must be submitted with a separate entry form.

 *Please note: Projects that have previously won a NanaAwards category or received Honorable Mention will not be eligible for entry.*



Homeowners



Architects



Designers



Builders



Contractors



Business Owners

How the **Contest Works**

The contest features a two-round evaluation process. First, a panel of NanaWall judges will review all entries and select a shortlist of nominees across residential and commercial categories. Each year, we start with a core set of categories—typically 5 to 6—that reflect the most common project types, such as:

 Best Residential Design

 Best Commercial

 Best Remodel

 Best Hospitality

 Best ADU

As submissions come in, our team actively reviews entries to identify emerging trends or unique project types. When we spot something new or noteworthy, we may introduce additional categories to ensure all standout projects have a chance to shine.

These shortlisted entries will then be shared with the public, and open voting will determine the winners in each category. All nominees will receive promotional assets to help rally support and encourage their personal networks to vote for their project. These assets are designed to be easily shared across social media, text messages, emails, websites, and blog posts—making it simple to spread the word and drive votes.

Key Dates

- **Submission Deadline: September 5, 2025**
- **Shortlist Announced / Voting Opens: Late September 2025**
- **Voting Closes: Mid-October 2025**
- **Winners Announced: Early November 2025**

Participant **Benefits**



Significant Visibility

All nominees will be celebrated across nationwide advertising, press coverage, social media, and other high-visibility marketing channels.



Gifts and Prizes

Gold and Silver winners in each category will be awarded cash prizes in recognition of their outstanding project. And as a thank-you for participating, every entrant will receive a special gift—just for being part of the competition!



Industry Recognition

Category winners will receive exclusive promotional features targeting the architectural, design, and building community—amplifying your project's reach and prestige.



Winner's Certificate and Promotional Assets

Gold and Silver winners will receive a beautifully framed award certificate, along with a set of digital assets to help promote their achievement across personal and professional networks.

Entry Form

To ensure your project is eligible and presented at its best, please follow the specifications below when preparing your files:

Image & Video Requirements

- **Quantity:** Submit a minimum of 5 and a maximum of 20 files.
- **File Size Limit:** None.
- **Formats:** All file types are accepted.
- **Resolution:** Minimum width of 1920 pixels; landscape orientation.
- **Quality:** High-resolution images and videos are strongly encouraged.
- **Usage Rights:** Contest entrants must own the rights to the photos and videos supplied. By submitting, the entrant grants NanaWall full permission to use the content for marketing and promotional purposes.
- **Remodel Projects:** If your project was a remodel, please include any available “before” photos to help tell the transformation story.

[View the Entry Form >](#)

Entry Form

Project Details

- Project Name:
- Location (City, State):
- Project Team:
 - Contractor
 - Architect
 - Interior Designer
 - Installer

[View the Entry Form >](#)

Project Story

- What was your vision for the space and what were your design goals?
- Why did you choose NanaWall Systems for this particular project?
- Please share a testimonial quote about how the NanaWall installation has transformed the space.
- Any other details you would like to share?


 *Each response should be a minimum of 3-5 sentences.*

Photo Guidelines

How to Prepare

No professional photography? No problem! High-quality mobile phone photos and videos are more than welcome.

Tips for Mobile Capture

Use wide mode (0.5x) when possible to showcase the full NanaWall opening, side-to-side and top-to-bottom, including the surrounding environment. Adjust your camera settings for the best clarity and lighting.

What to Capture

NanaWall in Action

Show your NanaWall installation in all its versatility—fully open, partially open, and closed—from both inside and outside. If your system includes a swing door, capture someone walking through it.

Lifestyle Moments

Include shots of family, friends, colleagues, or customers interacting with the space. How do you use your NanaWall? What makes it special in your daily life? These moments help tell a story that resonates.

Before + After

If your project involved a remodel, be sure to include any “before” photos. The transformation is a powerful part of your story!

Sample Winner Photos - **Residential**

Mobile Phone Photography



Tremont Home Modernization
2024 Gold Winner: Best Window Application

[See the Project >](#)

Professional Photography




WoodBee House
2024 Silver Winner: Best Patio

[See the Project >](#)

Sample Winner Photos - Commercial



Mobile Phone Photography



Muirfield Country Club
2024 Gold Winner: Best Country Club

[See the Project >](#)

Professional Photography



Hilton Scottsdale North at Cavasson
2023 Gold Winner: Best Commercial

[See the Project >](#)

Crafting **Your Story**

Behind every great NanaWall project is a great story. Share the interesting, unexpected, or meaningful details behind your installation.

What inspired the design? How has it changed your space or lifestyle? The more context you provide, the more memorable your submission will be.

Remember: winners are chosen by public vote—and everyone loves a story that sticks!

Get Creative!

- Take a video of someone saying the NanaWall tagline: "Boundaries Unbound."
- Snap a selfie with your NanaWall installation.
- Keep it real—your content doesn't need to be overly formal to be impactful.

If you have more than one NanaWall project to share, go for it! Submit a separate entry for each one to boost your chances of winning.

Sample Project Story - Residential

What was your vision for the space and what were your design goals?

Opening up my urban home to bring in the light and connect the outdoor / indoor as one continuous space. Make this my dream home for the remainder of my life - a true zen space!

Why did you choose NanaWall Systems for this particular project?

My friend who also became my contractor, built his own home in Cleveland Hts. and incorporated NanaWall Systems in his project, which thus inspired my vision for my own home renovation! He helped me envision a way to incorporate the NanaWall Systems into my own home!

Please share a testimonial quote about how the NanaWall installation has transformed the space:

"The NanaWall System was a game changer to my home and renovation. It not only expanded the space in my home to allow a lighter and more contemporary look to my home, but truly extended the room into the outdoor living area which had been hidden and cut off from the home prior due to the back wall that had been there prior to the renovation. This game changer has transformed my home into my dream oasis and makes it difficult for me to want to leave my home! I absolutely LOVE IT! I have friends and family that can't rave enough about the space and so many people are interested in seeing it in person!"

**Tremont Home Modernization
2024 Gold Winner: Best Remodel**

[See the Project >](#)



Sample Project Story - Commercial

What was your vision for the space and what were your design goals?

The design goals were to transform a former horse stable into an art studio for the Hermitage Museum's Visual Arts School. To do so required the introduction of light into a closed, dark room. We also wanted to create an indoor-outdoor experience both visually and functionally while retaining the historic barn doors and the character of the ca 1910 stable.

Why did you choose NanaWall Systems for this particular project?

NanaWall was the perfect choice for this installation due to its aesthetic compatibility and ease of operation. The stained wood doors blend seamlessly with the historic building fabric and when deployed accentuate the historic doors and create a feeling of timelessness. Having the ability to fully retract the NanaWall gives the school the flexibility for Plein Air painting classes and expanding the studio to the outdoor courtyard.

Please share a testimonial quote about how the NanaWall installation has transformed the space:

"The NanaWall installation has transformed a dismal, dark space into a year-round light-filled studio perfect for painting and drawing. The flexibility it provides enhances the school's art programs. The visual connectivity enhances both the student experience and the school's public visibility."

Hermitage Visual Arts School
2024 Gold Winner: Best Education

[See the Project >](#)





Submit Your Project

ENTER HERE

NanaWall